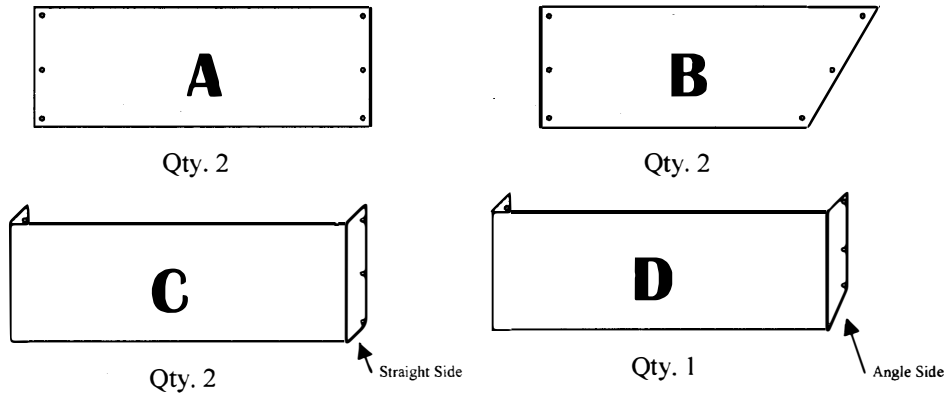


Adjustable Coil Transition 14" to 24"

Instructions

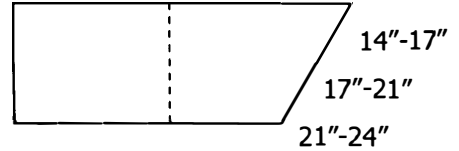
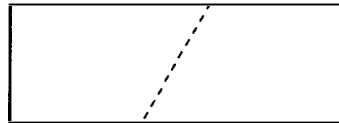


- Slide **A** & **B** to desired configuration: Straight Spacer or Increasing Transition.
- Screw corners together to make box.
- Adjust to desired size.
- Attach to furnace.
- Secure **A** & **B** together with final 3 screws.
- Discard unused side(s).

14" Straight Spacer

17", 21", 24" Straight Spacer

Increasing Transition



Discard: **D B B**

Discard: **D**

Discard: **C**