


Product Data

American Standard Link Variable Speed Heat Pumps

4A6V7X24A1000A
4A6V7X36A1000A
4A6V7X48A1000A
4A6V7X60A1000A



Note: "Graphics in this document are for representation only. Actual model may differ in appearance."



The Diagnostics Mobile App is available by scanning a QR code located inside this unit or by searching for the Trane or American Standard Diagnostics App in your App Store[®]. This system must include a A/T HUI2360A200U thermostat and a TSYS2C60A2VVU system controller to operate and is Link communicating only.

Mechanical Specification Options

General

This unit is designed to operate at outdoor ambient temperatures from 45° F to 120° F in cooling. From -10° F to 66° F in heating (heat pumps only). Only AHRI approved indoor matches are approved for use with these models.

American Standard Link Heat Pumps

This outdoor unit contains the American Standard Link Heat Pumps digital communication with Plug-n-Play set up.

Casing

Unit casing is constructed of heavy gauge, G60 galvanized steel and painted with a weather-resistant powder paint on all louvered panels and prepaint on all other panels. Corrosion and weatherproof CMBP-G30 DuraBase™.

Refrigerant Controls

Refrigeration system controls include condenser fan, compressor inverter drive and high and low pressure switches. A factory supplied, field installed filter is standard.

Compressor

Inverter driven scroll compressor with 25 to 100% output capacity on heat pumps and 30 to 100% output capacity on air conditioners. Noise enclosure minimizes sound levels and built in compressor protection protects compressor will reduce operating speed and current draw to maintain operation while protecting the compressor.

Condenser Coil

The Spine Fin™ outdoor coil provides low airflow resistance and efficient heat transfer. The coil is protected on all four sides by louvered panels.

Low Ambient Cooling

As manufactured, this system has built in freeze protection that will allow cooling operation below 45°F but will reduce capacity or shut down completely to prevent operation under adverse conditions.

Comfort Control

This system must include a A/T HUI2360A200U thermostat and a TSYS2C60A2VVU system controller to operate and is Link communicating only.

Product Specifications

Heat Pump Models

OUTDOOR UNIT ^{(a) (b)}	4A6V7X24A1000A	4A6V7X36A1000A	4A6V7X48A1000A	4A6V7X60A1000A
POWER CONNS. — V/PH/HZ ^(c)	208/230/1/60	208/230/1/60	208/230/1/60	208/230/1/60
MIN. BRCH. CIR. AMPACITY	19.4	27.0	42.0	46.1
BR. CIR. PROT. RTG. — MAX. (AMPS)	25	30	45	50
COMPRESSOR	SCROLL	SCROLL	SCROLL	SCROLL
NO. USED — NO. SPEEDS	1-VARIABLE	1-VARIABLE	1-VARIABLE	1-VARIABLE
R.L. AMPS ^(d) — L.R. AMPS	11.5 — 10.2	18.1 — 10.2	20.3 — 12.0	27.5 — 12.0
FACTORY INSTALLED				
START COMPONENTS ^(e)	NA	NA	NA	NA
INSULATION/SOUND BLANKET	YES	YES	YES	YES
COMPRESSOR HEAT	YES	YES	YES	YES
OUTDOOR FAN				
DIA. (IN.) — NO. USED	23 — 1	23 — 1	27.5 — 1	27.5 — 1
TYPE DRIVE — NO. SPEEDS	DIRECT — VARIABLE	DIRECT — VARIABLE	DIRECT — VARIABLE	DIRECT — VARIABLE
CFM @ 0.0 IN. W.G. ^(f)	2680	2850	4467	4757
NO. MOTORS — HP	1 — 1/3	1 — 1/3	1 — 1/2	1 — 1/2
MOTOR SPEED R.P.M.	200 — 1200	200 — 1200	200 — 1200	200 — 1200
VOLTS/PH/HZ	208/230/1/60	208/230/1/60	208/230/1/60	208/230/1/60
F.L. AMPS	1.35	1.35	2.3	2.3
OUTDOOR COIL — TYPE	SPINE FIN™	SPINE FIN™	SPINE FIN™	SPINE FIN™
ROWS — F.P.I.	1 — 24	1 — 24	1 — 24	1 — 24
FACE AREA (SQ. FT.)	19.77	23.75	27.87	30.80
TUBE SIZE (IN.)	3/8	3/8	3/8	3/8
REFRIGERANT	R410-A	R410-A	R410-A	R410-A
LBS. — R-410A (O.D. UNIT) ^(g)	7 lb — 6 oz	8 lb — 13 oz	10 lb — 8 oz	13 lb — 2 oz
FACTORY SUPPLIED	YES	YES	YES	YES
RATED LINE SIZE — IN. O.D. GAS ^(h)	5/8	3/4	7/8	7/8
RATED LINE SIZE — IN. O.D. LIQ. ^(h)	3/8	3/8	3/8	3/8
CHARGING SPECIFICATIONS				
SUBCOOLING	10°	10°	10°	10°
DIMENSIONS	H X W X D	H X W X D	H X W X D	H X W X D
CRATED (IN.)	46 X 30 X 33	46 X 30 X 33	46 X 35 X 38	50 X 35 X 38
WEIGHT				
SHIPPING (LBS.)	225	238	268	285
NET (LBS.)	204	217	243	259

^(a) Certified in accordance with the Air-Source Unitary Air-conditioner Equipment certification program, which is based on AHRI standard 210/240.

^(b) Rated in accordance with AHRI standard 270/275.

^(c) Calculated in accordance with Natl. Elec. Codes. Use only HACR circuit breakers or fuses.

^(d) This value shown for compressor RLA on the unit nameplate and on this specification sheet is used to compute minimum branch circuit ampacity and max. fuse size. The value shown is the branch circuit selection current.

^(e) NA means no start components. Yes means quick start kit components. PTC means positive temperature coefficient starter.

^(f) Standard Air — Dry Coil — Outdoor

^(g) This value approximate. For more precise value see unit nameplate.

^(h) Max. linear length 150 ft.; Max. lift — Suction 50 ft.; Max. lift — Liquid 50 ft.

Sound Data

Model	Mode	Speed	A-Weighted Sound Power Level [dB(A)]	Full Octave Sound Power [dB]							
				63 Hz	125 Hz	250 Hz	500 Hz	1000 Hz	2000 Hz	4000 Hz	8000 Hz
4A6V7X24A	Cool	Min	55	70.9	50.3	51.8	52.3	50.4	42.0	37.7	39.9
	Cool	Max	66	76.3	65.2	62.7	64.1	60.5	55.7	49.5	45.0
	Heat	Min	61	69.8	52.9	52.8	57.5	55.2	51.9	47.4	46.5
	Heat	Max	70	75.9	66.0	64.7	67.3	65.6	57.0	52.2	47.7
4A6V7X36A	Cool	Min	56	71.5	51.5	54.7	54.4	52.2	43.1	36.8	38.5
	Cool	Max	71	74.1	69.4	65.9	70.5	65.1	59.4	54.2	49.5
	Heat	Min	61	68.3	52.1	53.9	57.6	55.1	52.9	45.1	47.8
	Heat	Max	75	78.7	70.3	76.3	73.0	68.7	61.1	57.3	53.6
4A6V7X48A	Cool	Min	62	70.6	55.0	55.9	55.8	59.0	49.9	41.1	42.9
	Cool	Max	74	75.7	71.9	73.0	74.2	68.5	63.4	59.1	54.3
	Heat	Min	63	72.1	59.3	58.7	60.3	58.6	51.3	46.0	45.2
	Heat	Max	76	77.9	74.5	77.0	75.4	69.5	64.4	60.8	56.2
4A6V7X60A	Cool	Min	58	69.7	59.5	57.6	55.1	52.0	45.0	41.6	42.3
	Cool	Max	73	83.9	73.7	73.1	71.2	67.9	64.4	58.9	51.8
	Heat	Min	61	71.9	61.3	59.0	61.3	56.2	48.7	45.1	45.5
	Heat	Max	74	85.8	75.7	74.4	73.2	68.5	63.6	59.6	55.9

NOTE: Rated in accordance with AHRI Standard 270

Optional Accessories:

Model	4A6V7X24A	4A6V7X36A	4A6V7X48A	4A6V7X60A
Rubber Isolator Kit	BAYISLT101	BAYISLT101	BAYISLT101	BAYISLT101
Snow Leg — Base & Cap 4" High	BAYLEGS002	BAYLEG2002	BAYLEGS002	BAYLEGS002
Snow Leg — 4" Extension	BAYLEGS003	BAYLEGS003	BAYLEGS003	BAYLEGS003
Extreme Condition Mounting Kit	BAYECMT023	BAYECMT023	BAYECMT004	BAYECMT004
Refrigerant Lineset ^(a)				

^(a) 25, 30, 35 and 50 foot linesets available. For a complete listing of lineset options available from equipment or supply stores, refer to the Trane Residential and Light Commercial Product Handbook.

General Data

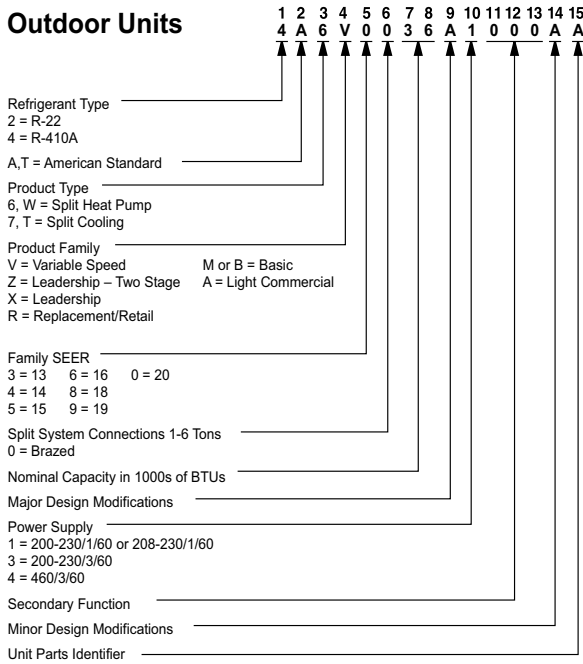
AHRI STANDARD 210/240 RATING CONDITIONS

- Cooling 80°F DB, 67°F WB air entering indoor coil, 95°F DB air entering outdoor coil.
- High Temperature Heating 47°F DB, 43°F WB air entering outdoor coil, 70°F DB entering indoor coil.
- Low Temperature Heating 17°F DB, 15°F WB air entering outdoor coil, 70°F DB air entering indoor coil.
- Rated indoor airflow for heating is the same as for cooling.

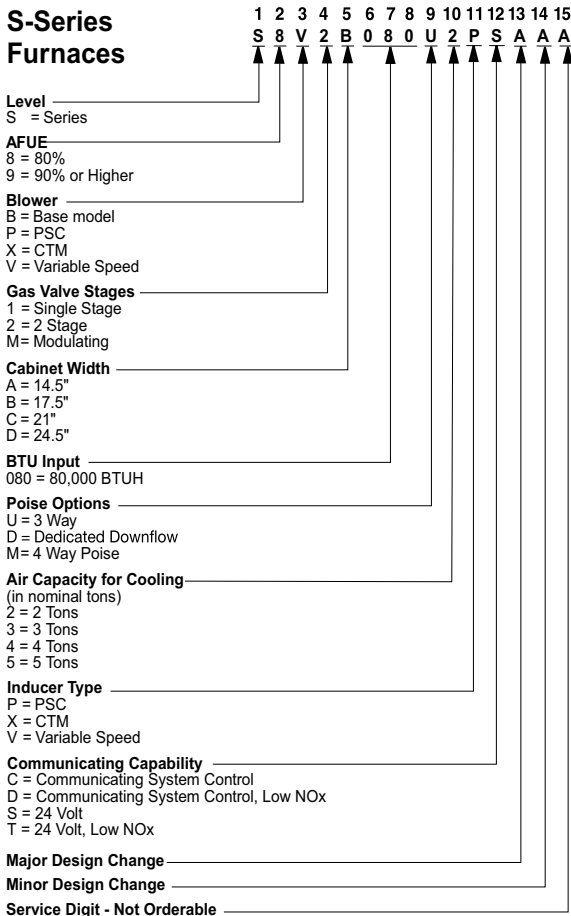
AHRI STANDARD 270 RATING CONDITIONS — (Noise rating numbers are determined with the unit in cooling operation) Standard Noise Rating number is at 95°F outdoor air.

Model Nomenclature

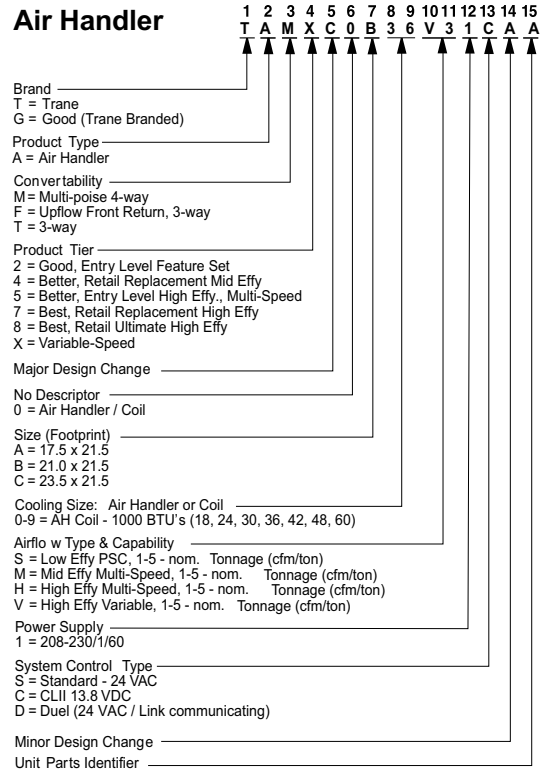
Outdoor Units



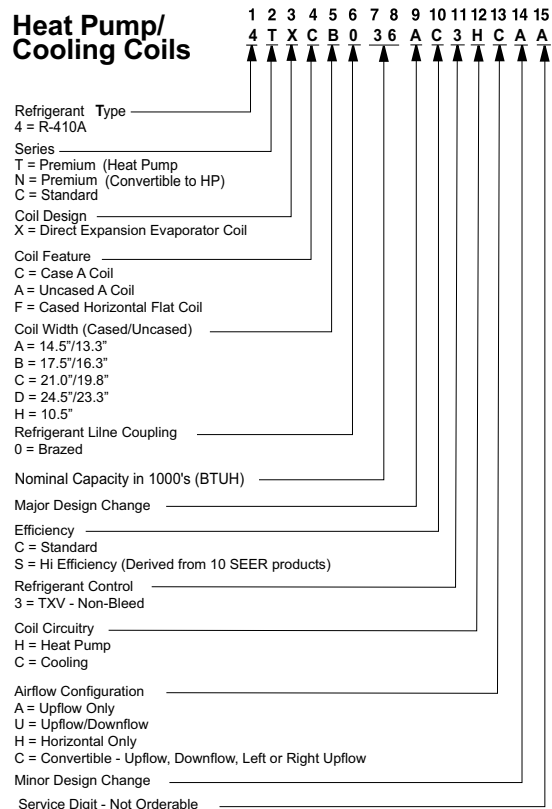
S-Series Furnaces



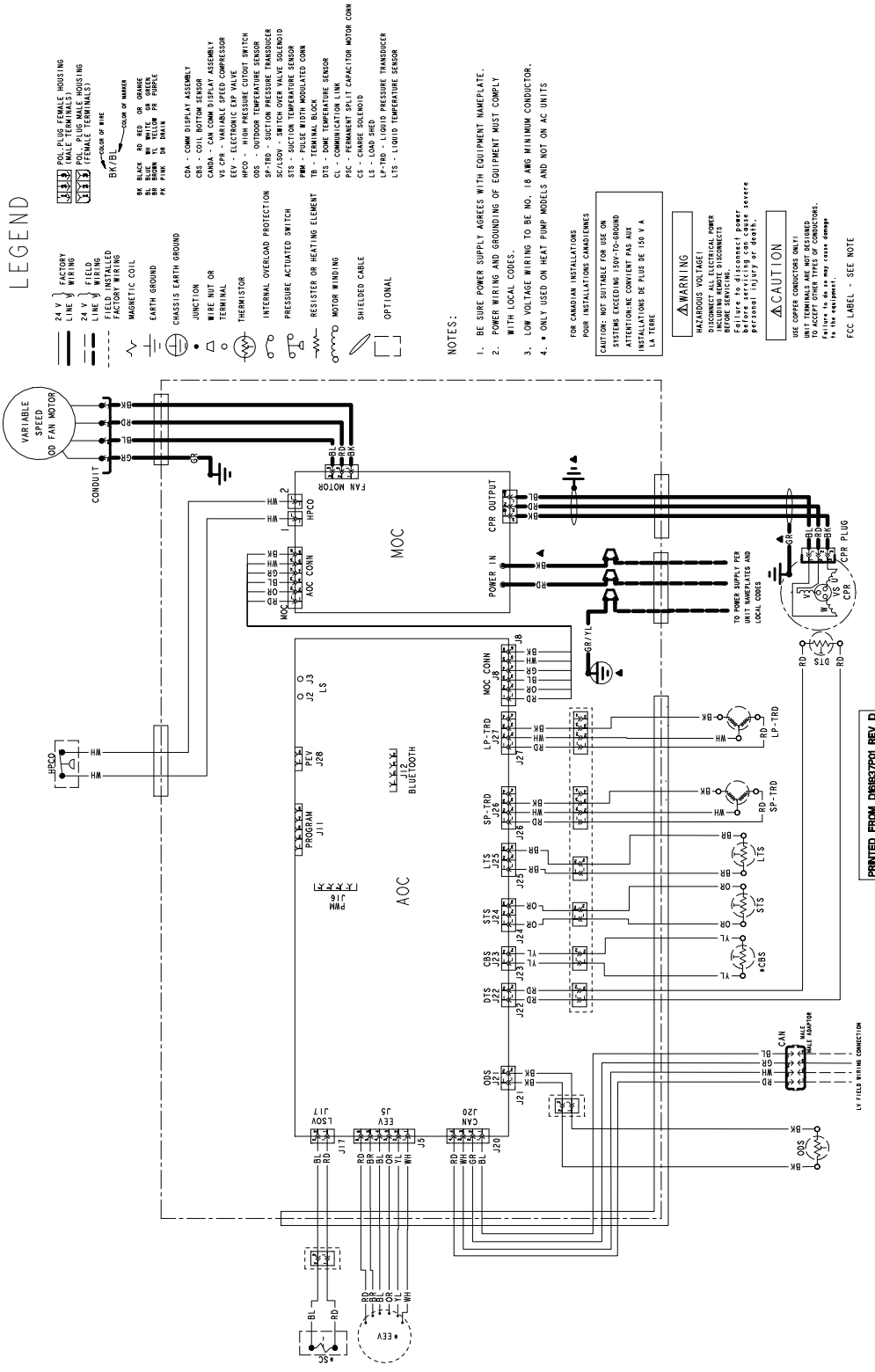
Air Handler



Heat Pump/ Cooling Coils



Wiring

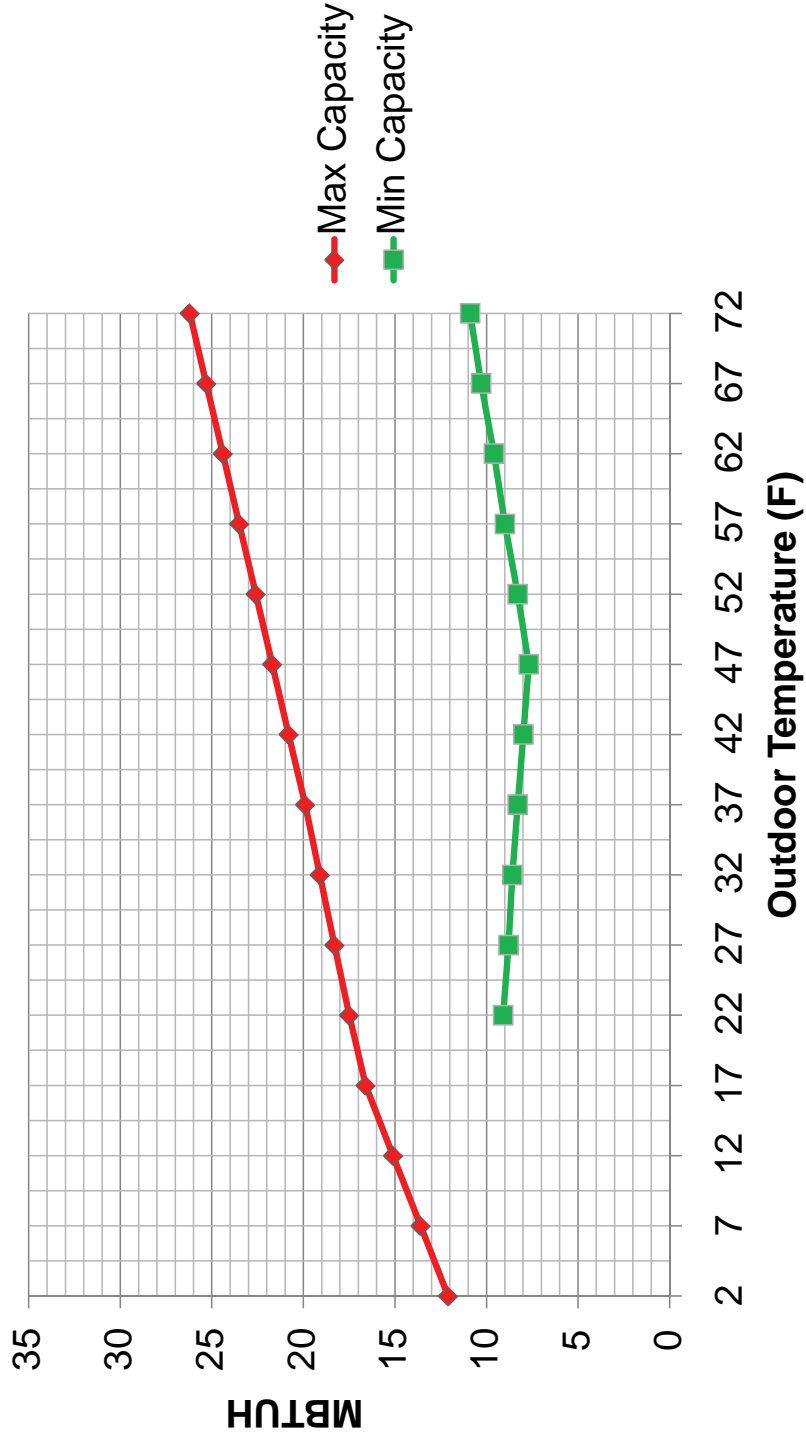


Balance Point Heat Capacity Worksheets

Based on 70F
Indoor Return Air

4A6V7X24A1 2 Ton Heat Capacity

Balance Point Worksheet

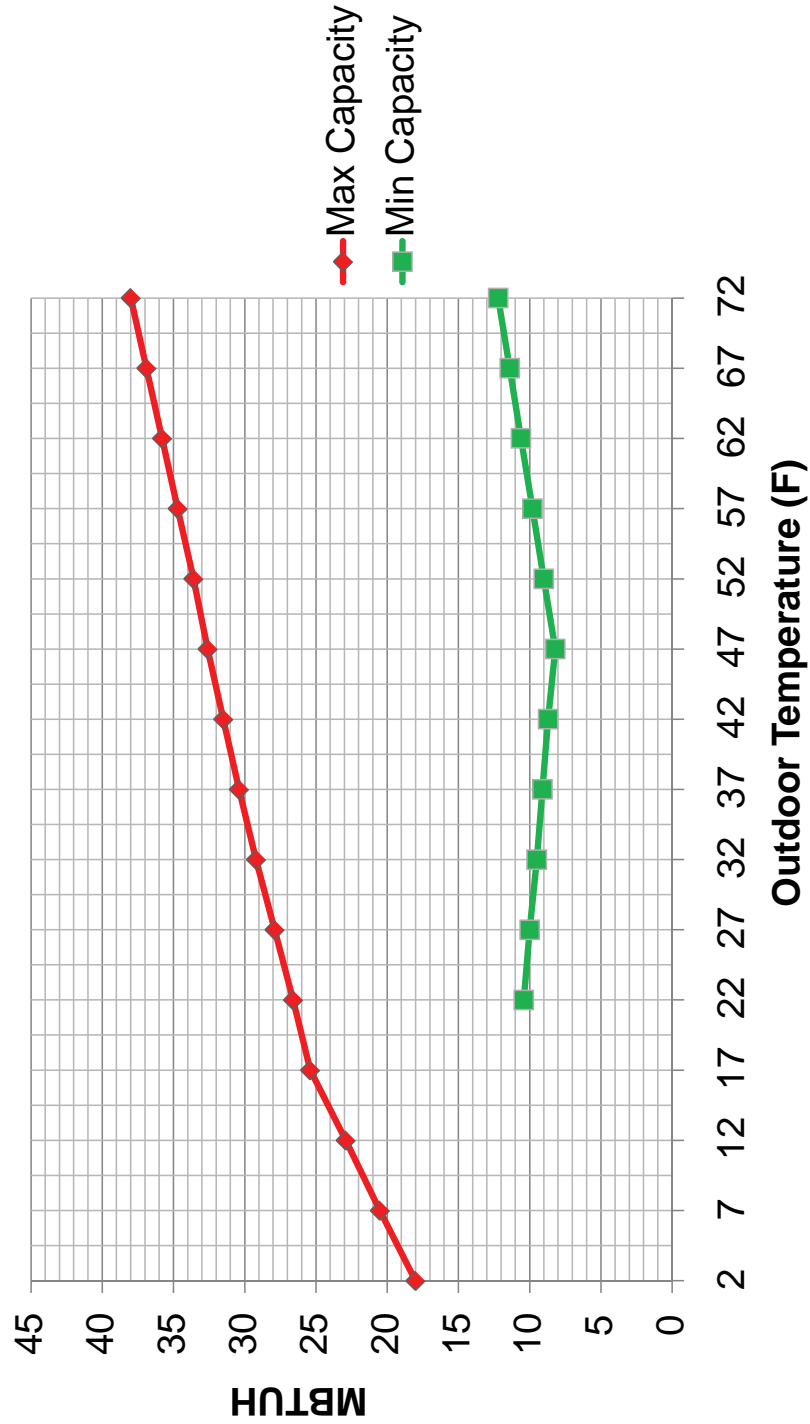


Based on 70F
Indoor Return Air

3 Ton Heat Capacity

Balance Point Worksheet

4A6V7X36A1

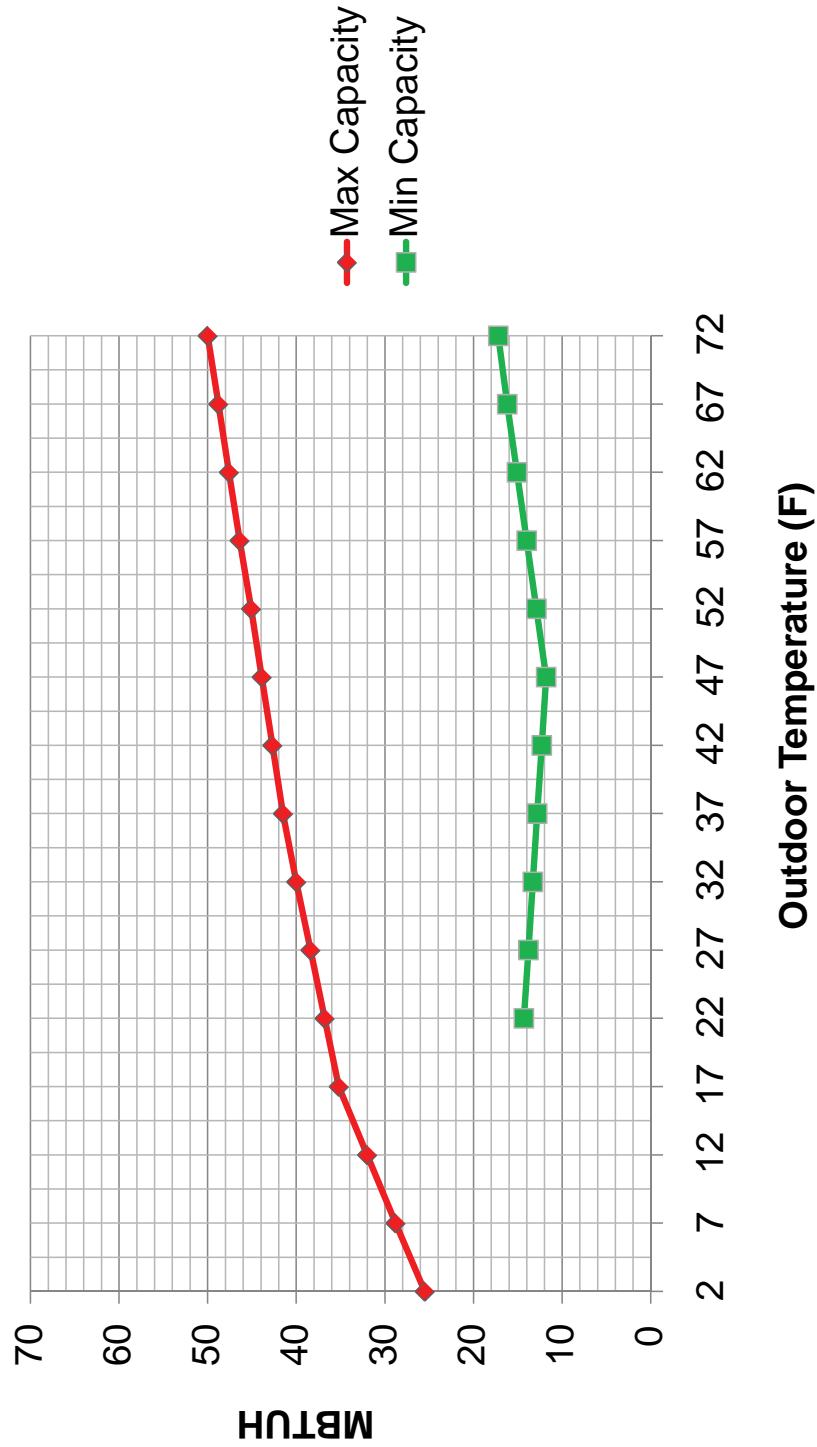


Based on 70F
Indoor Return Air

4A6V7X48A1

4 Ton Heat Capacity

Balance Point Worksheet

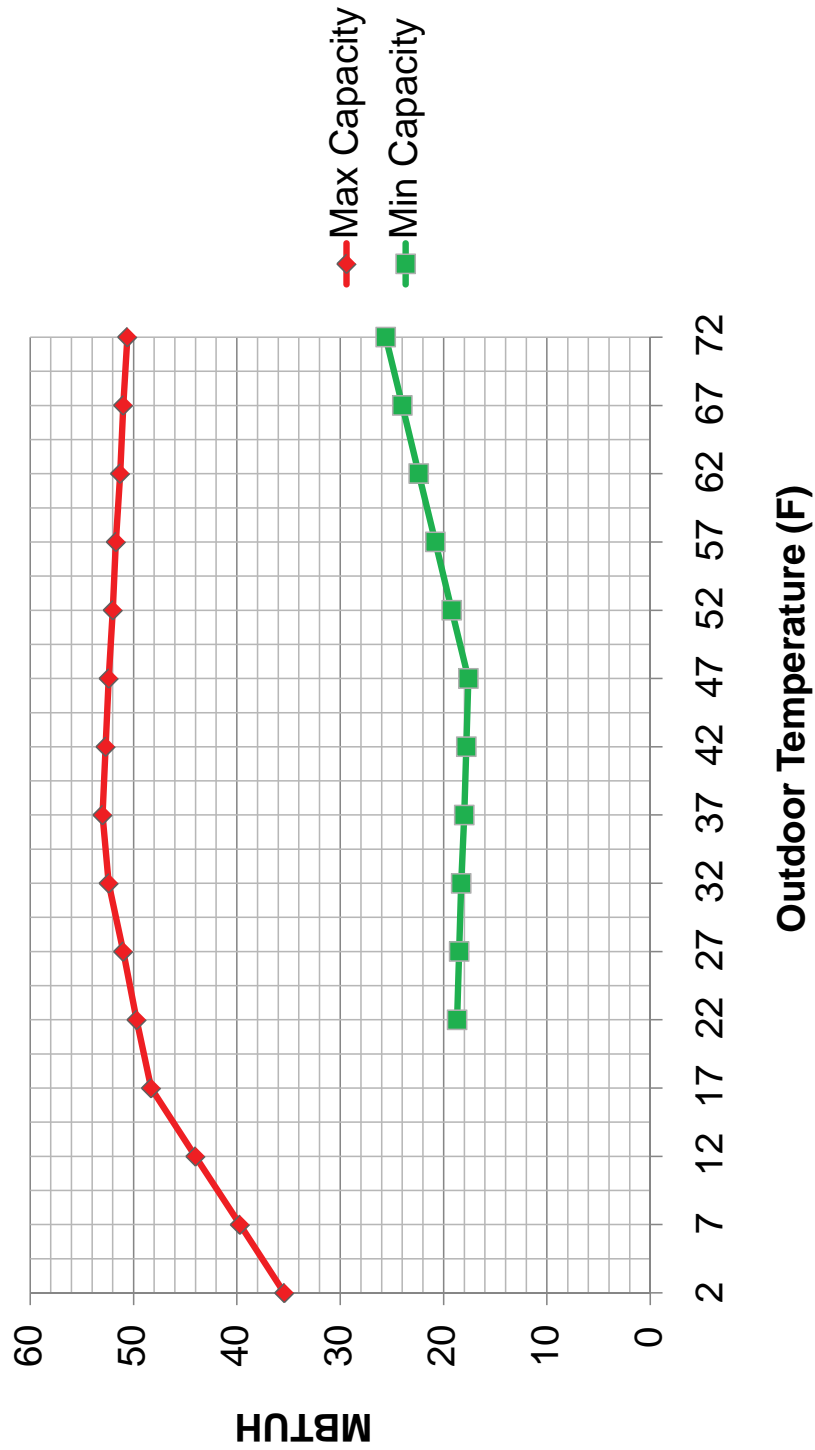


Based on 70F
Indoor Return Air

5 Ton Heat Capacity

Balance Point Worksheet

4A6V7X60A1



American Standard[®]
HEATING & AIR CONDITIONING

About American Standard Heating and Air Conditioning
American Standard has been creating comfortable and affordable living environments for more than a century. For more information, please visit www.americanstandardair.com.



The AHRI Certified mark indicates company participation in the AHRI Certification program. For verification of individual certified products, go to ahridirectory.org.

The manufacturer has a policy of continuous data improvement and it reserves the right to change design and specifications without notice. We are committed to using environmentally conscious print practices.

12-1442-1A-EN 20 Apr 2023
Supersedes (New)

©2023 American Standard Heating and Air Conditioning